



**Cessna Citation CJ3**



**Cessna Citation CJ3+**



**Corporate Fleet Services**

.. | 704-359-0007

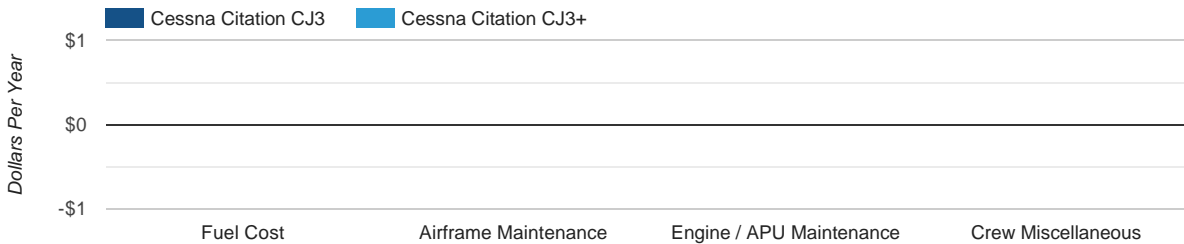
Powered By: ACC Aircraft Cost Calculator



# Annual & Hourly Cost Detail

Details	Cessna Citation CJ3	Cessna Citation CJ3+
Min Crew / Max Passengers	1 / 7	1 / 7
Seats Full Range	1,352 NM / 1,555 SM	1,339 NM / 1,543 SM
Normal Cruise Speed	413 KTS / 475 MPH	416 KTS / 479 MPH
Average Pre-Owned Price	\$5,528,300	\$7,418,100
Cost Per NM	\$3.57 / NM	\$3.42 / NM
<b>General Parameters</b>		
Annual Owner Hours	0	0
Fuel Cost Per GAL	\$4.25 / GAL	\$4.25 / GAL
Mileage for Owner Hours	0 NM	0 NM
<b>Owner Hourly Cost Analysis</b>		
Fuel Usage	166 GAL / HR	166 GAL / HR
Fuel Cost	\$4.25 / GAL	\$4.25 / GAL
Fuel Cost Per Hour	\$706	\$706
Airframe Maintenance	\$274	\$237
Engine / APU Maintenance	\$330	\$316
Total Maintenance	\$604	\$553
Crew Misc.	\$165	\$165
Hourly Variable Cost	\$1,475	\$1,424
Hourly Fixed Cost	\$0	\$0
<b>Total Hourly Cost</b>	<b>\$0</b>	<b>\$0</b>
<b>Annual Variable Costs</b>		
Fuel Usage	0 GAL	0 GAL
Fuel Cost	\$0	\$0
Airframe Maintenance	\$0	\$0
Engine / APU Maintenance	\$0	\$0
Crew Misc	\$0	\$0
<b>Total Variable Cost</b>	<b>\$0</b>	<b>\$0</b>

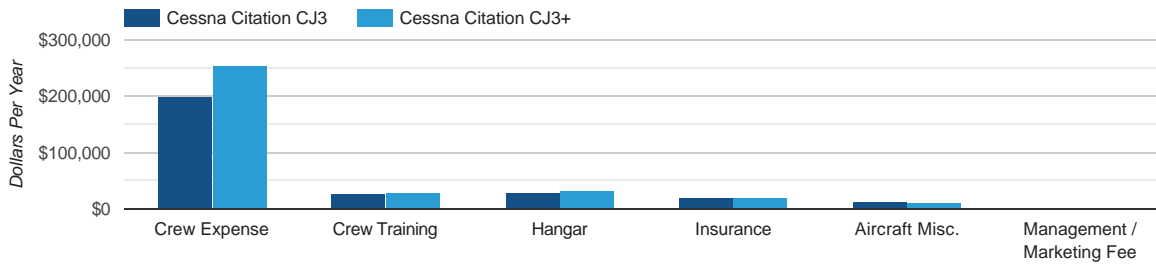
Annual Variable Costs



## Annual & Hourly Cost Detail Cont.

Annual Fixed Cost	Cessna Citation CJ3	Cessna Citation CJ3+
Crew Expense	\$197,618	\$253,759
Crew Training	\$26,533	\$28,659
Hangar	\$29,645	\$31,181
Insurance	\$19,284	\$19,816
Aircraft Misc.	\$11,933	\$10,000
Management / Marketing Fee	\$0	\$0
Payment / Capital Cost	\$0	\$0
Original Aircraft Cost	\$0	\$0
Annual Residual Depreciation	0%	0%
Term of Ownership	0 Year(s)	0 Year(s)
Average Depreciation / Year	\$0	\$0
<b>Total Fixed Cost</b>	<b>\$285,013</b>	<b>\$343,415</b>

**Annual Fixed Costs**

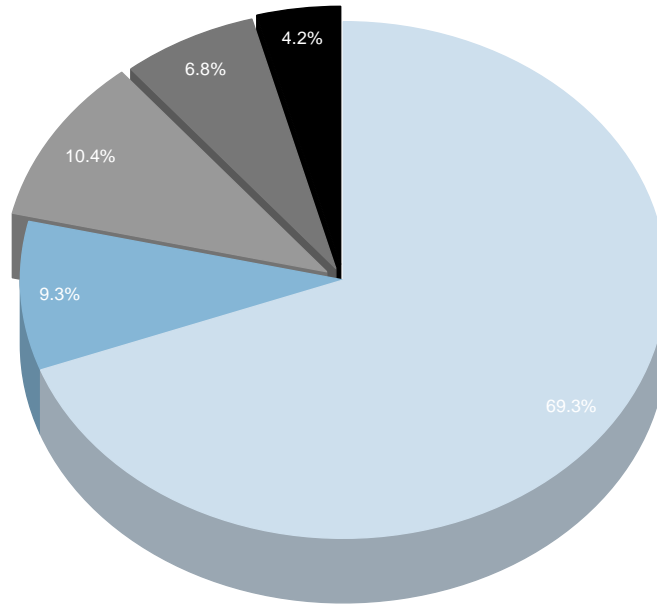




## Annual & Hourly Cost Detail Cont.

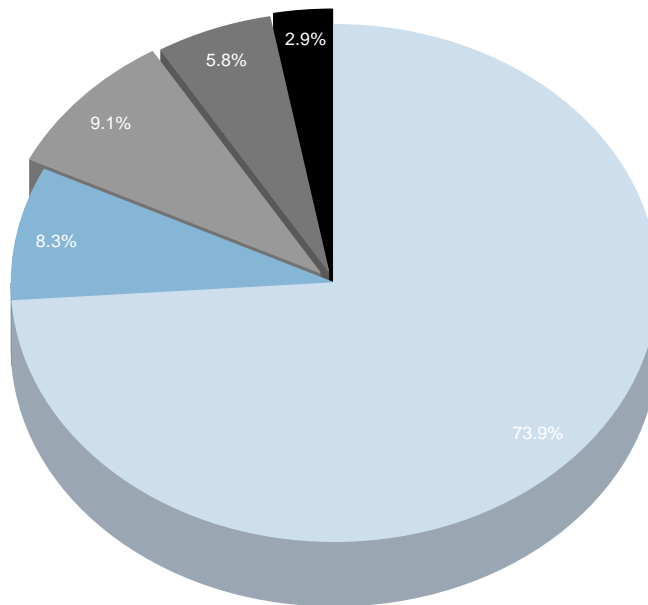
Budget by Percentages	Cessna Citation CJ3	Cessna Citation CJ3+
Fuel Cost	0.0 %	0.0 %
Airframe Maintenance	0.0 %	0.0 %
Engine / APU Maintenance	0.0 %	0.0 %
Crew Misc.	0.0 %	0.0 %
Crew Expense	69.3 %	73.9 %
Crew Training	9.3 %	8.3 %
Hangar	10.4 %	9.1 %
Insurance	6.8 %	5.8 %
Aircraft Misc.	4.2 %	2.9 %
Management / Marketing Fee	0.0 %	0.0 %
Payment / Capital Cost	0.0 %	0.0 %
Average Depreciation / Year	0.0 %	0.0 %
Total Percentages	100.0 %	100.0 %

**Cessna Citation CJ3**



- Fuel Cost
- Aircraft Maintenance
- Engine / APU Maintenance
- Crew Misc
- Crew Expense
- Crew Training
- Hangar
- Insurance
- Aircraft Misc
- Management Fee
- Payment / Capital Cost
- Average Depreciation

**Cessna Citation CJ3+**



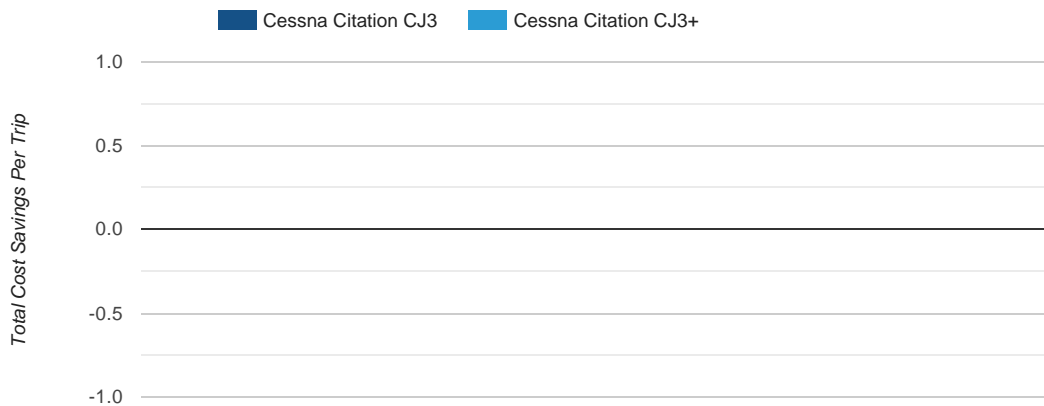
- Fuel Cost
- Aircraft Maintenance
- Engine / APU Maintenance
- Crew Misc
- Crew Expense
- Crew Training
- Hangar
- Insurance
- Aircraft Misc
- Management Fee
- Payment / Capital Cost
- Average Depreciation



# Trip Cost Calculator

Trip Cost Calculator	Cessna Citation CJ3	Cessna Citation CJ3+
Trip Distance	0 NM	0 NM
Block Speed	403 KTS	406 KTS
Trip Time (Hours)	0.00	0.00
Variable Cost / Hour	\$0	\$0
Total Trip Cost	\$0	\$0
Total Hours Saved	0	0
Commercial Air & Overnight Costs	\$0	\$0
Value / Hour / Executive	\$0	\$0
Number of Executives	0	0
All-In Commercial Trip Cost	\$0	\$0
Private Aircraft Expense	\$0	\$0
Total Cost Savings	\$0	\$0
Cost Savings Per Hour	\$0	\$0

## Total Cost Savings





# Annual Operational Cost Summary

Operational Cost Summary	Cessna Citation CJ3	Cessna Citation CJ3+
Fixed Cost	\$285,013	\$343,415
Variable Cost	\$0	\$0
<b>Net Annual Cost</b>	<b>\$285,013</b>	<b>\$343,415</b>
Owner Hours Flown	0	0
Owner Mileage Flown	0 NM	0 NM
<b>Owner Cost / Hour</b>	<b>\$0</b>	<b>\$0</b>



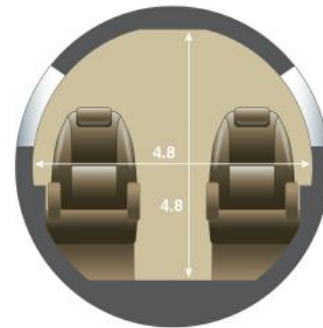
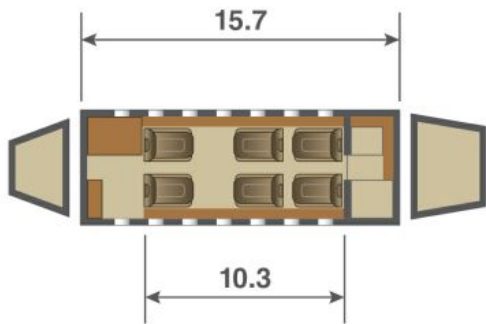
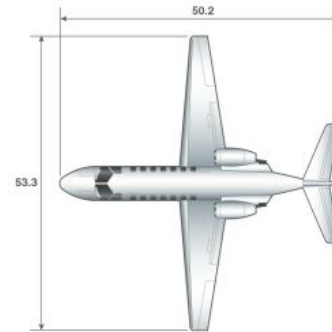
# Specification Sheet

Basic Variable Cost Data	Cessna Citation CJ3	Cessna Citation CJ3+
Airframe Maintenance Per Hour	\$274	\$237
Engine APU Maintenance Per Hour	\$330	\$316
Fuel Cost Per Hour	\$706	\$706
Crew Misc.	\$165	\$165
Total Variable Cost Per Hour	\$1,475	\$1,424
Cost Per NM	\$3.57	\$3.42
Additional Aircraft Information		
Min. Crew / Max. Passengers	1 / 7	1 / 7
Baggage Capacity Ext. / Int.	65.00 ft <sup>3</sup> / 00.00 ft <sup>3</sup>	65.00 ft <sup>3</sup> / 00.00 ft <sup>3</sup>
Cabin Height	04'09"	04'09"
Cabin Width	04'10"	04'10"
Cabin Length	15'08"	15'08"
Cabin Volume	359.68 ft <sup>3</sup>	359.68 ft <sup>3</sup>
Years in Production	2004-2013	2014-2019
Active Fleet (Approximate)	412	75
Average Pre-Owned Asking Price	\$5,528,300	\$7,418,100
Basic Aircraft Performance Data		
Seats Full Range	1,352 NM	1,339 NM
Ferry Range (No Payload)	1,844 NM	1,843 NM
Basic Field Take-off Distance	3,354'	3,354'
Landing Distance	3,210'	3,210'
Avg. Block Speed	403 KTS / 464 MPH	406 KTS / 468 MPH
Long Range Cruise Speed	342 KTS / 394 MPH	345 KTS / 397 MPH
Fuel Usage	166 GAL/HR	166 GAL/HR
Service Ceiling	45,000'	45,000'
Useful Payload with Full Fuel	756 LBS	790 LBS
Maximum Take Off Weight	13,870 LBS	13,870 LBS
Maximum Landing Weight	12,750 LBS	12,750 LBS
Basic Operating Weight	8,370 LBS	8,370 LBS
Total Usable Fuel Weight	4,592 LBS	4,710 LBS



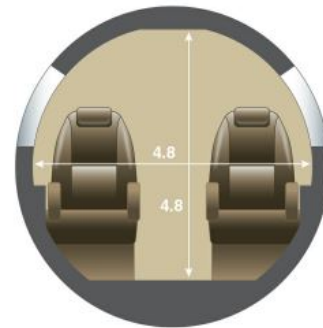
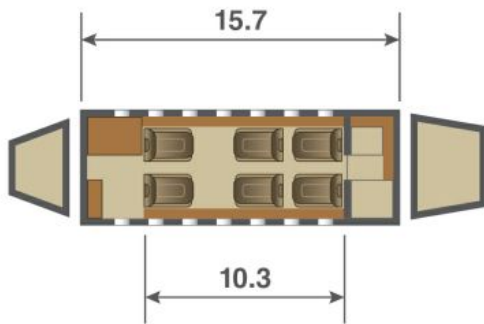
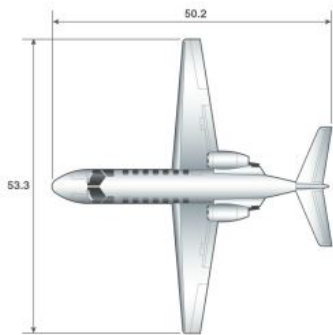
# Interior/Exterior Floorplan/Cross Section

Cessna Citation CJ3



# Interior/Exterior Floorplan/Cross Section

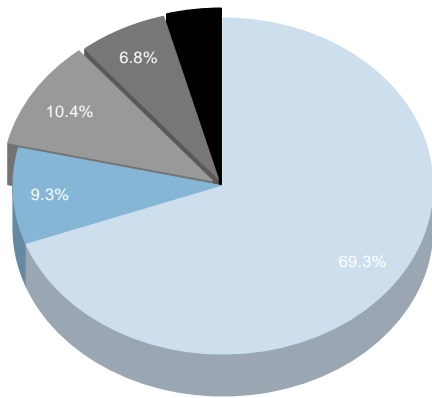
Cessna Citation CJ3+



# Charts

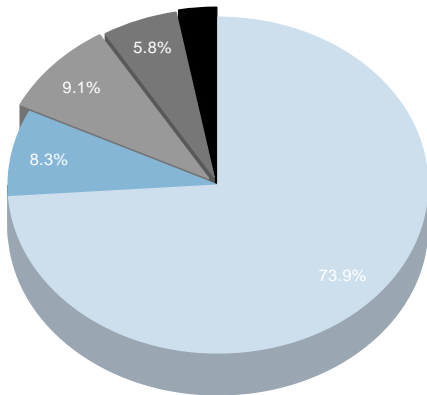
## Total Annual Budget

**Cessna Citation CJ3**



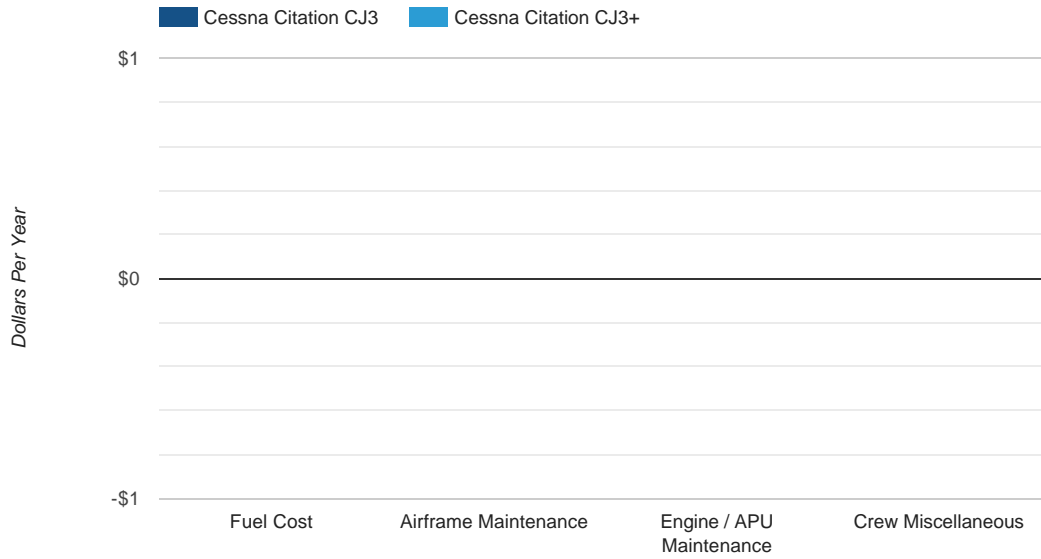
- Fuel Cost
- Aircraft Maintenance
- Engine / APU Maintenance
- Crew Misc
- Crew Expense
- Crew Training
- Hangar
- Insurance
- Aircraft Misc
- Management Fee
- Payment / Capital Cost
- Average Depreciation

**Cessna Citation CJ3+**

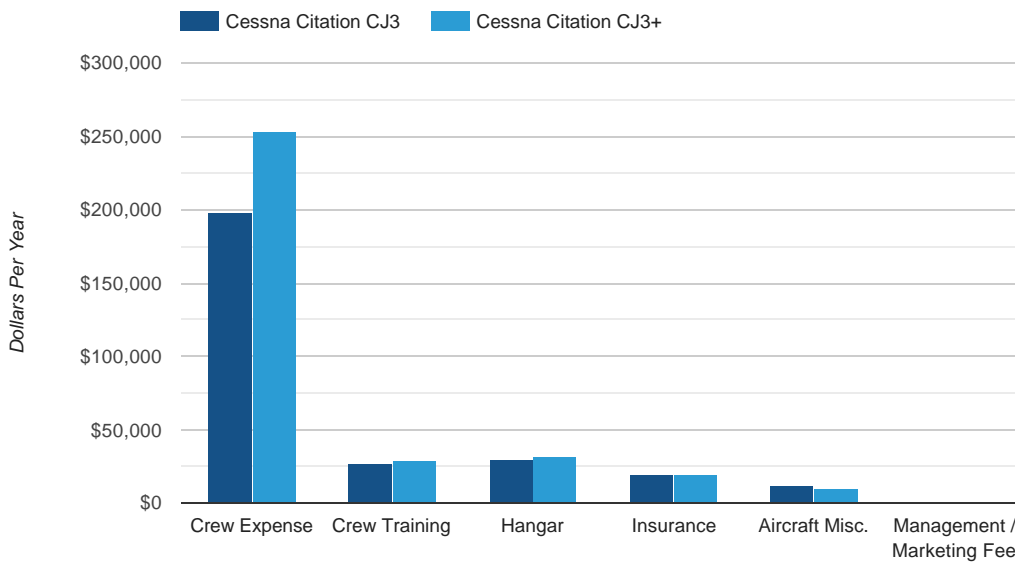


# Charts Cont.

## Annual Variable Costs



## Annual Fixed Costs





# Annual Operational Cost Summary

General Parameters	Cessna Citation CJ3	Cessna Citation CJ3+
Annual Owner Hours	0	0
Fuel Cost Per GAL	\$4.25	\$4.25
Mileage for Owner Hours	0 NM	0 NM
<b>Annual Variable Costs</b>		
Fuel Usage	0 GAL	0 GAL
Fuel Cost	\$0	\$0
Airframe Maintenance	\$0	\$0
Engine /APU Maintenance	\$0	\$0
Crew Misc	\$0	\$0
<b>Total Variable Cost</b>	<b>\$0</b>	<b>\$0</b>
<b>Annual Fixed Costs</b>		
Crew Expense	\$197,618	\$253,759
Crew Training	\$26,533	\$28,659
Hangar	\$29,645	\$31,181
Insurance	\$19,284	\$19,816
Aircraft Misc.	\$11,933	\$10,000
Management / Marketing Fee	\$0	\$0
Payment / Capital Cost	\$0	\$0
Original Aircraft Cost	\$0	\$0
Annual Residual Depreciation	0 %	0 %
Term of Ownership	0 Year(s)	0 Year(s)
Average Depreciation / Year	\$0	\$0
<b>Total Fixed Cost</b>	<b>\$285,013</b>	<b>\$343,415</b>
<b>Owner Monthly Allocation</b>		
Monthly Hours	0	0
Monthly Budget	\$23,751	\$28,618
<b>Owner Annual Allocation</b>		
Annual Owner Hours	0	0
Annual Budget	\$285,013	\$343,415

# Range Map



**Note:**

For Jets & Turboprops "Seats Full Range" represents the maximum IFR range of the aircraft at Normal Cruise with all passenger seats occupied. ACC assumes NBAA IFR alternate fuel reserve calculation for a 200 nautical mile alternate. Does not include winds aloft or any other weather related obstacles.



